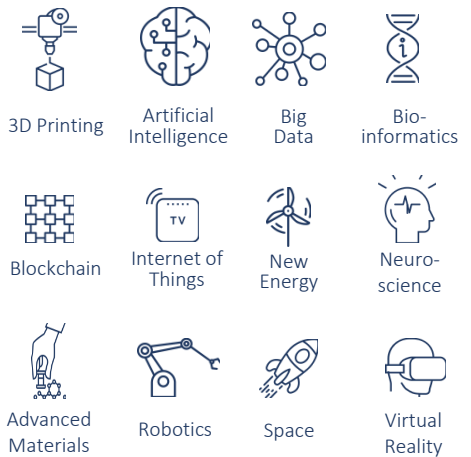


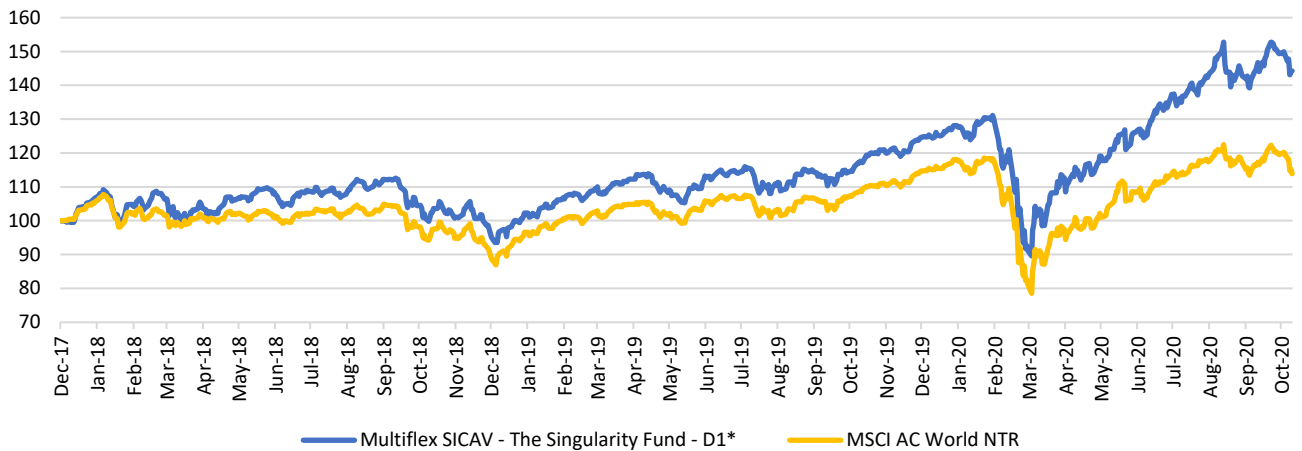
The Singularity Fund is a long-only, global, all-sector equity UCITS (Lux) fund with daily liquidity that tracks the Singularity Index™ (SI, Bloomberg Ticker: NQ2045), a proprietary index based on a unique methodology that captures exponential innovation globally. Companies from all conventional sectors and industries are weighted according to their revenue exposure to 12 Singularity Sectors, resulting in a high level of diversification beyond the technology sector and beyond typical benchmarks.

Singularity meets ESG: The investment methodology applies **norms-based screening** and removes companies that allegedly severely violate national or international laws, regulations, and commonly accepted global norms according to MSCI ESG Research. Furthermore, firms are excluded based on their **involvement in controversial business areas** such as weapons, cluster bombs, landmines, and thermal coal.

Singularity Sectors



Performance Since Index Launch (Dec 21, 2017)



Cumulative Performance	The Singularity Fund	MSCI ACWI	+/-
1 Month	-2,7%	-2,4%	-0,3%
3 Months	3,3%	0,2%	+3,1%
6 Months	22,9%	13,6%	+9,3%
YTD	13,4%	-1,1%	+14,5%
Since Fund Inception (Oct 1, 2018)	25,6%	9,1%	+16,5%
Since Strategy Inception (Dec 21, 2017)	41,3%	13,9%	+27,4%
Annualized			
1 Year	20,2%	4,8%	+15,4%
2 Years	18,2%	9,4%	+8,8%

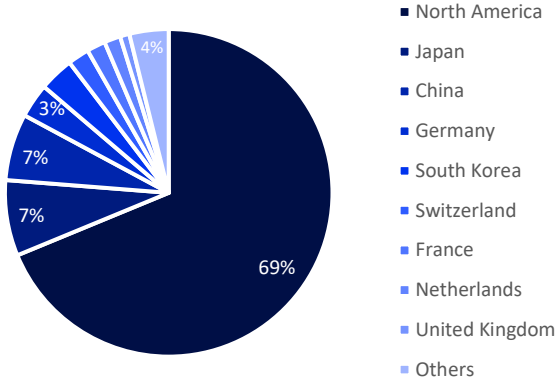
Fund Characteristics

	The Singularity Fund	MSCI ACWI	+/-
Volatility	21,1%	18,4%	+2,7%
Alpha / Beta	8,2% / 1,1	0% / 1,0	+8,2% / +0,1
Sharpe Ratio	0,6	0,2	+0,5
Information Ratio**	1,6	n/a	n/a
Tracking Error (ex-ante)***	0,3%	n/a	n/a

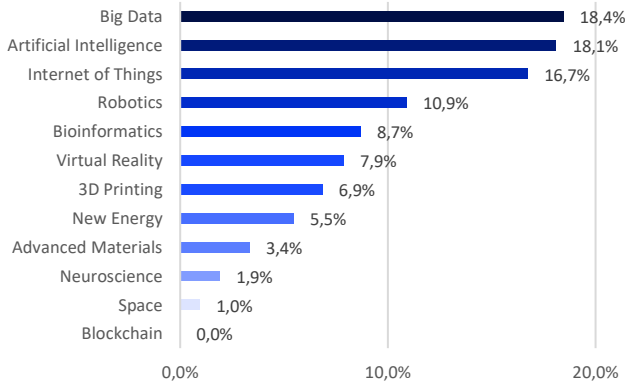
Sources: FactSet, Bloomberg; *All data since strategy inception (Dec 21, 2017). Pro-forma Performance until Oct 1, 2018 based on Singularity Index with D1 fee structure. The Sharpe Ratio indicates the risk-adjusted returns. It is calculated by dividing the excess return (return minus risk-free rate) by the volatility. **The Information Ratio is calculated by dividing the active return (fund/index return minus MSCI ACWI) by the tracking error vs MSCI ACWI. *** Tracking Error (ex-ante) is vs Singularity Index.

The Singularity Fund Exposure

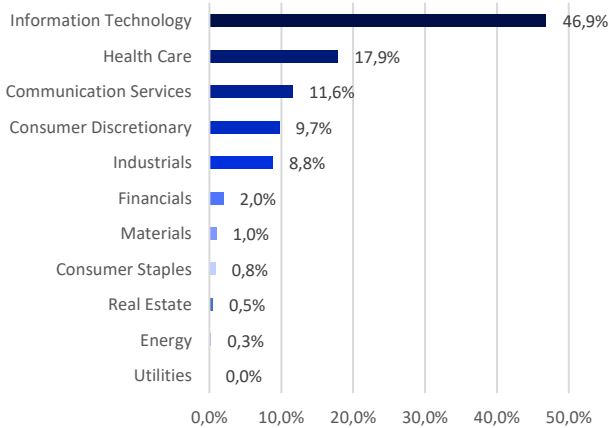
Countries



Singularity Sectors



Conventional Sectors (GICS)



Sources: TSG, FactSet Bloomberg

Top Position by Sector

Sector	Company	Conventional Sector
3D Printing	Johnson & Johnson	Health Care
Advanced Materials	3M	Industrials
Artificial Intelligence	Apple	Technology
Big Data	Microsoft	Technology
Bioinformatics	Thermo Fisher	Health Care
Blockchain	--	--
Internet of Things	Tencent	Comm. Services
Neuroscience	Roche	Health Care
New Energy	Tesla	Technology
Robotics	Keyence	Health Care
Space	Transdigm Group	Industrials
Virtual Reality	NVIDIA	Technology

General Information

Share classes	D1	D1	D2	D3
Currency	EUR	USD	USD	USD
ISIN	LU2178932914	LU1779697538	LU1779697884	LU2209331995
WKN	A2P42T	A2JGFN	A2JGFP	A2QBRY
Bloomberg Ticker	MSIND1E LX	MFSIND1 LX	MFSIND2 LX	MUSTSDU LX
Investor	Institutional	Institutional	Qualified	Retail
Total Fee	1.39%	1.39%	1.59%	1.79%
Dividends	Accumulating			
Minimum 1st subscription	EUR 250'000	USD 250'000	USD 50'000	None
Issue price	EUR 100.-	USD 100.-	USD 100.-	USD 100.-
NAV / Calculation	Daily / T+1 (T= Trade Date)			
Liquidity	Daily			
Fund Domicile / Legal Form	Luxembourg / SICAV			
Fund Structure	UCITS (Lux)			
Eligibility	Deliverable through Clearstream or Euroclear			
Launch Date	October 1, 2018			

Contact

The Singularity Group (TSG) | Obere Zaeune 16, 8001 Zurich | +41 43 558 71 79 | info@singularity-group.com

Important Information: This document is for information purposes only. It does not represent an offer or any kind of investment advice in any jurisdiction. Important information regarding the timing and costs related to the planned product are not been defined. As basis for investment decisions investors should rely on financial advisors and obtain further information from TSG. Investment opportunities in this product will only be made available after launch. Performance and Ratios calculated using historical information and data.